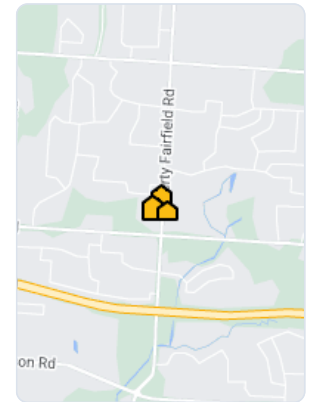


## Market Trends

Property Type: Single Family

December 2023

### Market Type



### Key Details

Months of Inventory	List to Sold Price %	Median Days in RPR	Median Sold Price
<b>1.17</b> ↓ 12.69% MoM	<b>102.3%</b> ↑ 2.57% MoM	<b>13</b> ↑ 18.18% MoM	<b>\$248,450</b> ↓ 17.16% MoM

Realtors Property Resource®, LLC

Source: Listings

## Median Estimated Property Value

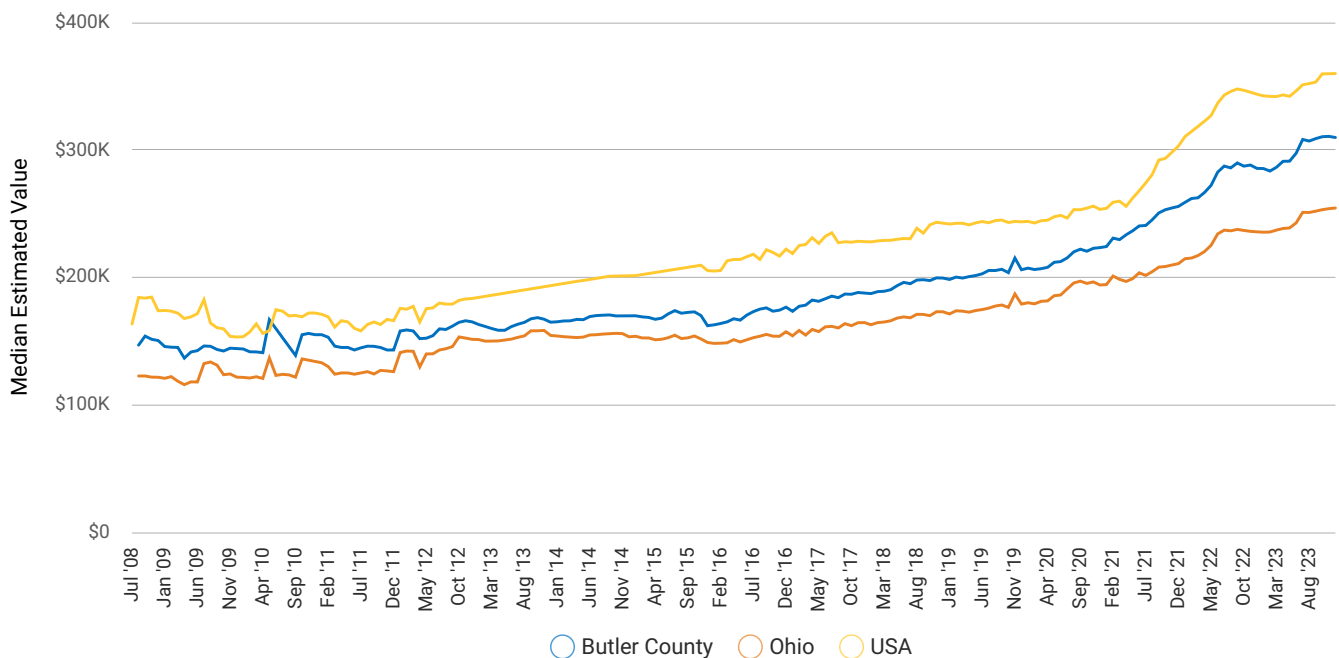
December 2023

Property Type: SF + Condo/TH/Apt

Median Estimated Value  
**\$309,720**

Last Month Change  
**-0.3%**

12 Month Change  
**+8.5%**



Realtors Property Resource®, LLC

Source: Public Records and Listings

## New Listings

December 2023

Property Type: SF + Condo/TH/Apt

Median List Price

**\$249,999**

↓ 0% MoM

# of Properties

**228**

↓ 33.7% MoM

Median \$/Sqft

**\$154**

Total \$ Volume

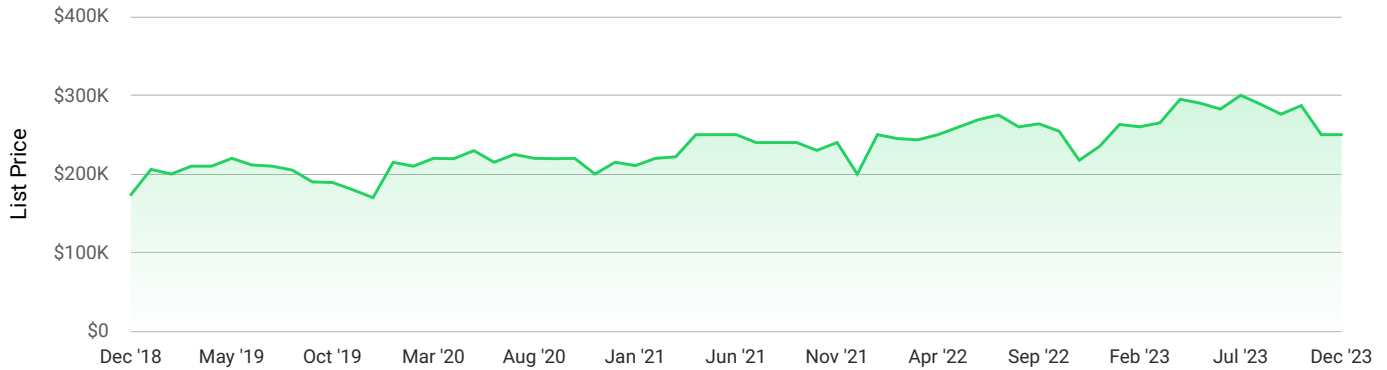
**\$67,034,873**

↓ 33% MoM

Median Living Area Sqft

**1,567**

↓ 0.2% MoM



Realtors Property Resource®, LLC

Source: Listings

## Active Listings

December 2023

Property Type: SF + Condo/TH/Apt

Median List Price

**\$325,000**

↓ 7% MoM

# of Properties

**378**

↓ 12.3% MoM

Median Days in RPR

**45**

↑ 18.4% MoM

Median \$/Sqft

**\$167**

↑ 1.2% MoM

Total \$ Volume

**\$149,354,192**

↓ 12.3% MoM

Median Living Area Sqft

**1,858**

↓ 3.6% MoM



Realtors Property Resource®, LLC

Source: Listings

## New Pending Listings

December 2023

Property Type: SF + Condo/TH/Apt



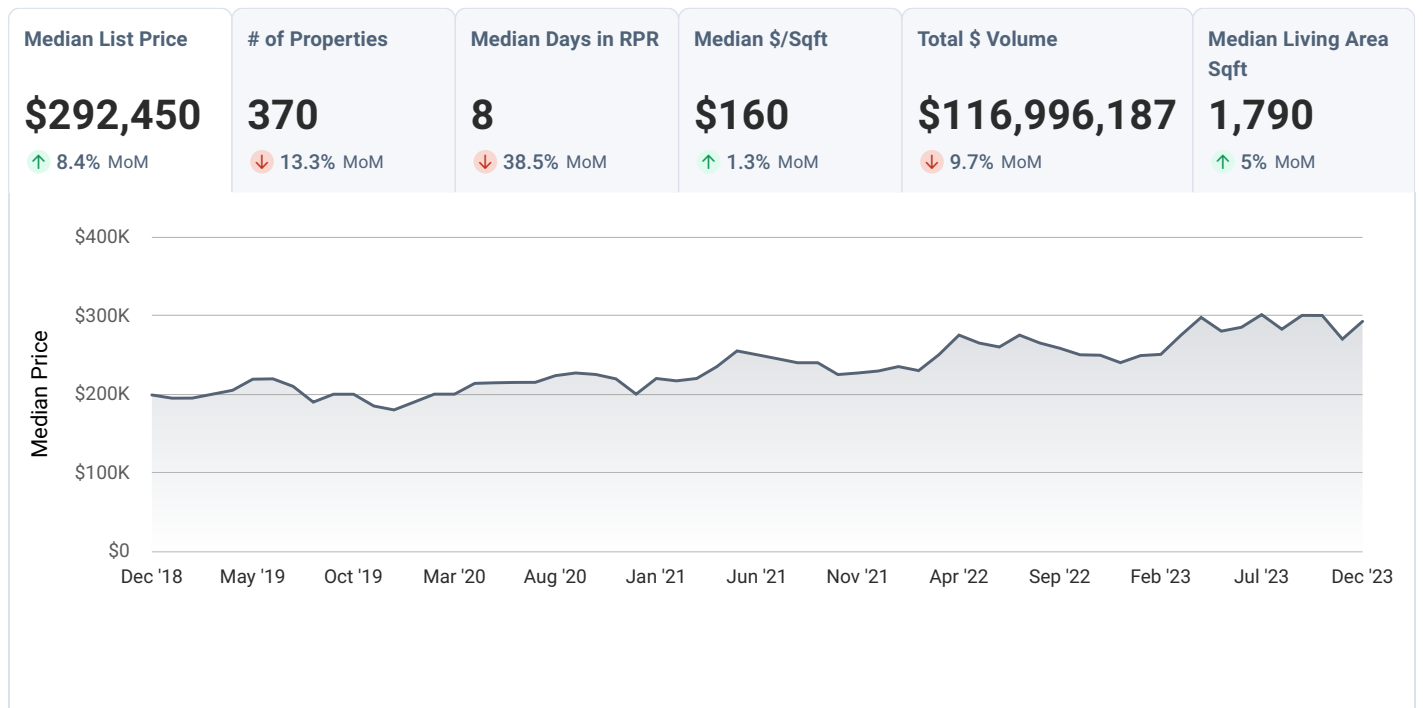
Realtors Property Resource®, LLC

Source: Listings

## Pending Listings

December 2023

Property Type: SF + Condo/TH/Apt



Realtors Property Resource®, LLC

Source: Listings

# Sold Listings

December 2023

Property Type: SF + Condo/TH/Apt

Median Sold Price	# of Properties	Avg. List to Sale Price %	Median Days in RPR	Median \$/Sqft	Total \$ Volume
<b>\$240,000</b> ↓ 15.5% MoM	<b>271</b> ↓ 11.7% MoM	<b>102.09%</b> ↑ 2.4% MoM	<b>13</b> ↑ 18.2% MoM	<b>\$152</b>	<b>\$77,398,951</b> ↓ 19.5% MoM



Realtors Property Resource®, LLC

Source: Listings

# Months Supply of Inventory

December 2023

Property Type: SF + Condo/TH/Apt

<b>Months Supply of Inventory</b> <b>1.13</b>	<b>Last Month Change</b> <b>-12.4%</b>	<b>12 Month Change</b> <b>+21.5%</b>
--	---	---



Realtors Property Resource®, LLC

Source: Listings

## Sold Public Records

December 2023

Property Type: SF + Condo/TH/Apt

Median Sold Price

**\$176,800**

↓ 21.4% MoM

# of Properties

**68**

↓ 79.7% MoM

Median \$/Sqft

**\$134**

↓ 15.7% MoM

Median Living Area Sqft

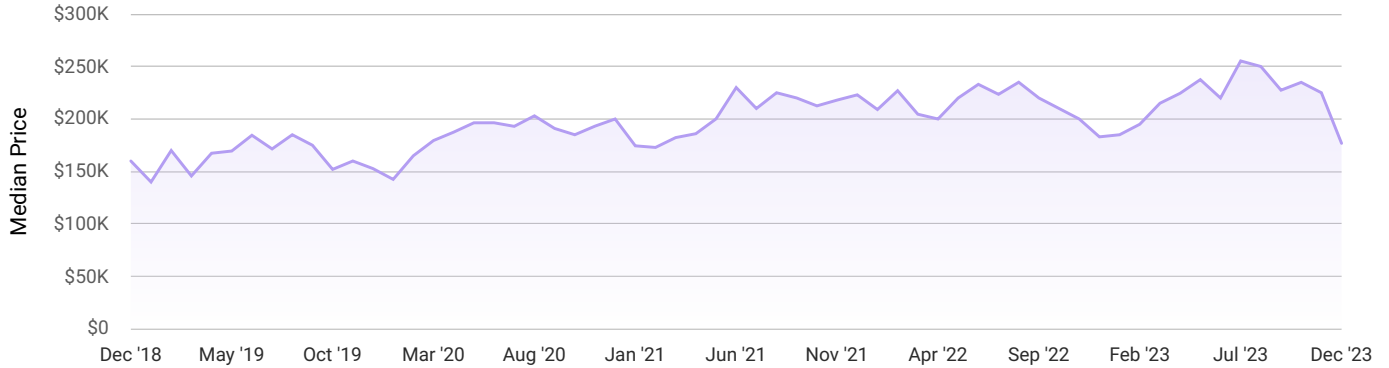
**1,378**

↑ 3.4% MoM

Total \$ Volume

**\$13,236,399**

↓ 84.8% MoM



Realtors Property Resource®, LLC

Source: Public Records

## Affiliated Services

Guaranteed Rate Affinity



NMLS# 926910

Address 9106 West Chester  
Towne  
West Chester, OH 45069

[Website →](#)



**Jeff Fries**

VP of Mortgage  
Lending

E-mail

[Jeff.Fries@grarate.com](mailto:Jeff.Fries@grarate.com)

Office (513) 975-4722

Mobile (513) 462-8526

Fax (312) 637-4129